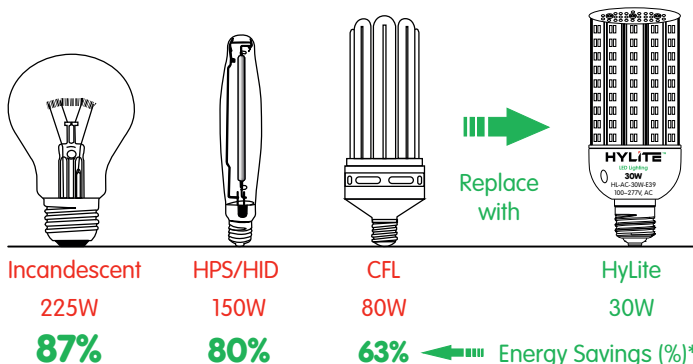
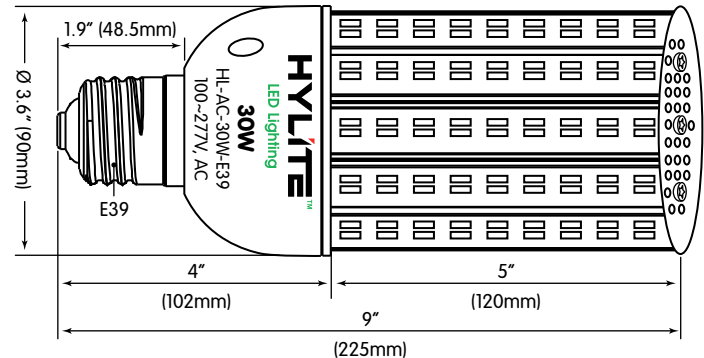


High Performance LED Arc-Cob Lamp, 30W

Designed for easy installation in new and existing fixtures, the HyLite LED Arc-Cob Lamp features excellent optics for increased visibility, and low power consumption, saving up to 90% on electricity costs. With a lamp life of up to 60,000 hours, the HyLite LED Arc-Cob Lamps significantly reduce relamping costs, thus decreasing maintenance and disposal costs.

The HyLite LED Arc-Cob Lamp enhances vision for better Optical Acuity, and reduces Light Pollution (No Wasted Light). Suitable for fully enclosed Fixtures, its compact size makes it the ideal replacement for CFL, MV, HID, and HPS lamps in various applications.

- Fully Encapsulated: Shatterproof, High-Shock & High-Vibration Resistant
- Instant Start and Restart: No warm up time required
- Quick & Easy Installation: No Ballast necessary. Direct Retrofit into existing socket by simply bypassing the Ballast.
- Extremely Efficient: High Lumen Efficacy: 140 lpw with High CRI >80
- 350° Rotatable Base for Directional Lighting
- Heat & Impact Resistant, UV Protected, Non-yellowing, Optical Grade Lens
- Safe and Reliable: Isolated Circuit Design. No Noise or RF Interference
- Good Heat Dissipation with proprietary-designed Heat Sink
- Universal Voltage: 100-277V, AC
- Ingress Protection: IP65. Complete protection against Contact, Dust Infiltration, and Water Splashes.
- No UV Radiation – Does Not Attract Insects
- Wide Ambient Operating Temperature: -22°F to +140°F [-30°C to +60°C]
- Ideal for use with Renewable Energy Resources – Solar & Wind Power
- Safe: Contain No Hazardous Materials; RoHS Compliant: No Lead, Mercury, Toxic Metals or Arsenic Gases. No disposal requirements.
- Environmentally Friendly: 98% of the HyLite LED Lamp is recyclable



* Does not include Ballast Loss, Maintenance and Replacement Lamp Savings and Disposal Costs which can amount to additional Savings of 30~50%!



Lamp can be oriented in any position
- does not affect or diminish the life of the Lamp

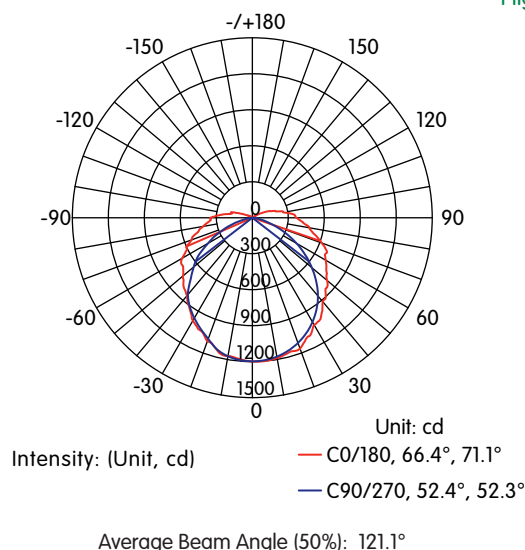
Beam Angle 120° Wide & Uniform	Suitable For Enclosed Luminaires	Energy Costs Reduction of up to 87%	Low Voltage & Longer Life Up to 60,000 Hours	Solid State Vibration and Shock Resistant	No EMI / RFi Zero Interference	No UV / IR / Noise Radiation-Free No Humming	High Efficacy 140 lpw LM-79 Tested	Reliability LM-80 Tested ISTMT Tested	Warranty 5 years Reliable and Long-Lasting
--	--	---	--	---	--	--	--	---	--

Model No.	Watts	Lumens (lm)	Suggested Install Height	Input Line Current	Base Type	Dimensions & Weight (each)		
						Diameter	Height	Weight
HL-AC-30W-E39	30	4200	<20 ft. (6m)	289~800mA	E39/E40 (Mogul)	3.6" (90mm)	9" (225mm)	1.75 lb. (780g)

- Minimum Lamp Compartment Dimensions for Enclosed Fixtures: 9.25" x 9.25" x 17.5" (235mm x 235mm x 440mm)
- Efficacy: 143 lpw
- CRI: >80
- Beam Angle: 120°
- Max. THD (%): <20%
- Universal Input Voltage
- Power Factor: >0.9
- Protection: IP65
- Rated Life: 50~60,000 Hrs.
- Warranty: 5 Years
- 100~277V, AC 50/60 Hz.
- Ambient Working Temperature: -22~+140°F (-30~+60°C)
- CCT: 5000°K~5500°K for greater visibility. Products with 2400°K-6500°K (CCT) are available as "Special Orders" only and with Longer Lead Times

High Performance LED Arc-Cob Lamp, 30W

Photometrics



Flux Out: 2297 lm

1 m	415.1/1199 lx	259 cm
3.2 ft.	38.6/111.4 fc	8.5 ft.
2 m	103.8/299.8 lx	517 cm
6.5 ft.	9.6/27.9 fc	17.0 ft.
3 m	46.1/133.2 lx	776 cm
9.8 ft.	4.3/12.4 fc	25.5 ft.
4 m	26.0/75.0 lx	1035 cm
13.1 ft.	2.4/7.0 fc	34.0 ft.
5 m	16.6/48.0 lx	1293 cm
16.4 ft.	1.5/4.5 fc	42.0 ft.

Height EAvg, Emax Angle: 104.58° Diameter

Ideal for high-quality illumination in:

- Wall Scones
- Flood Lights
- Street Lighting
- Canopy Lights
- Low Bay Lighting
- Pedestrian Tunnels
- Driveway Lighting
- Wall Packs
- Parking Garage Lights
- Parking Lot Lighting
- Walkway Lighting
- Security Lights
- Freezer & Cold Storage Lights
- Stairwells, Corridors Lighting



Installation: HyLite LED Lamps are designed to work off 100V to 277V, AC. Ballast (if equipped) must be bypassed or removed from the fixture before installing the lamp. Eliminating the Ballast saves additional costs related to maintenance, energy consumption and performance. By-passing Ballast will also ensure that there is no EMI/RF interference. The installer MUST ensure and verify that NO part of the installed LED Lamp should touch the Fixture Housing or Components.

Failure to follow these instructions will result in a damaged product and will VOID Warranty. It could also result in an electric shock, or fire.

Warning - Risk of Fire or Electric Shock

- Disable all power to the Lamp before inspection, installation, or removal. Failure to do so will create a hazardous and fatal working environment.
- Suitable for use in Dry, Damp and Wet Locations. Lamp must be installed in accordance with National, State, and/or Local Electrical Codes. Do Not Open – No User Serviceable Parts Inside.
- Operate in fixtures that provide the free flow of air around the lamp heat sink. In enclosed fixtures, ensure the lamp has enough space for heat dissipation. This will ensure lumen maintenance and extend its working life. When products are used in outdoor fixtures, ensure the space is waterproof and well ventilated.
- Not for use on a Dimmer or Remote Controls. This Lamp must be controlled only by either a Switch or an Electronic Photosensor. Do not use a Mechanical Sensor.
- Not intended for use with Emergency Exit Fixtures or Emergency Exit Lights.
- Caution: When Installing Lamps in Corrosive Environments, HyLite suggests that a High-Temperature, Moisture-Resistant, Silicone Grease or Sealant be used to protect the metal-threaded base of the LED Lamp to prevent Water and/or Moisture Incursion that can lead to premature degradation of the Lamp base and eventual Lamp failure. This is especially recommended for LED lamp installations near saltwater bodies.
- Installing Surge/Lightning Protectors is highly recommended and helps to eliminate premature Driver failure caused by Surges and Power Fluctuations.