

High Performance LED Lotus Lamp, 80W

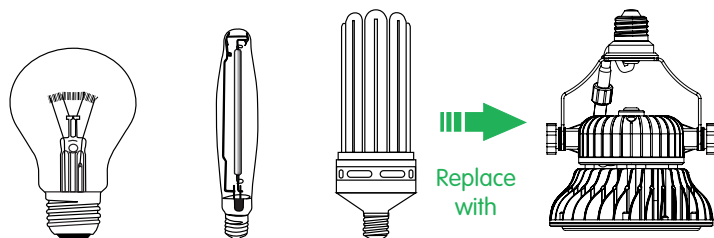
Designed for easy installation in new fixtures, existing luminaires or as a standalone fixture, HyLite LED Lotus Lamps are suitable for a wide variety of applications. They feature excellent optics for increased visibility, and Low Power Consumption. With lamp life of up to 60,000 hours, HyLite LED Lotus Lamps significantly reduce Energy Consumption and Relamping Costs, consequently decreasing Maintenance and Disposal Costs.

The HyLite LED Lotus Lamp enhances vision for better Optical Acuity, reduces Light Pollution, and provides Clean, Crisp Light. Suitable for fully enclosed Fixtures, its compact size makes it the ideal replacement for CFL, MV, HID, and HPS lamps in existing E39/EX39/E40 (Mogul) Base Fixtures.

- Versatile - the HyLite LED Lotus Lamp can be used with Direct Wire Connection for, Temporary or Portable Lighting. The Connectors are Water-proof.
- Extremely Efficient: High Lumen Efficacy: 140 lpw
- Fully Encapsulated: Shatter-proof, High-Shock & High-Vibration Resistant
- High >80 CRI. Crisp light for greater Visibility and Safety.
- Easy Installation: No Ballast necessary. Use as a Fixture or as a Direct Retrofit into an existing socket.
- Instant Start and Restart: No warm-up time required
- Heat & Impact Resistant, UV Protected, Non-yellowing, Optical Grade Lens
- Excellent Thermal Management with proprietary-designed Heat Sink
- Cool Operation: Does not add to Heat Load while producing brilliant light
- Safe and Reliable: Isolated Circuit Design. Integral 5kA/10 kV Surge Suppressor and Protection. Includes a Free 20kA in-line SPD for added Protection
- No Electro-Magnetic (EMi) or Radio Frequency Interference (RFI)
- Ingress Protection: IP65. Complete protection against Contact, Dust Infiltration and Water Splashes
- Safe: Contain No Hazardous Materials; RoHS Compliant: No Lead, Mercury, Toxic Metals or Arsenic Gases. No Disposal requirements. Facilitates LEED® points.
- Environmentally Friendly: 98% of the HyLite LED Lamp is Recyclable

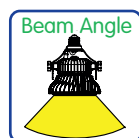


Versatile and Adjustable - Use in Multiple Positions, Different Lengths and Various Angles for Directional Lighting



| | | | |
|--------------|---------|------|---|
| Incandescent | HPS/HID | CFL | HyLite |
| 800W | 320W | 225W | 80W |
| 90% | 75% | 64% |  Energy Savings (%)* |

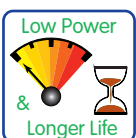
* Does not include Ballast Loss, Maintenance and Replacement Lamp Savings and Disposal Costs which can amount to additional Savings of 30~50%!



Wide &
Uniform




For Enclosed
Luminaires



Up to
60,000 Hours



Reduction of
up to 90%



Vibration and Shock Resistant



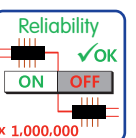
Zero Interference



Radiation-Free
No Humming



140 lpw
LM-79 Tested



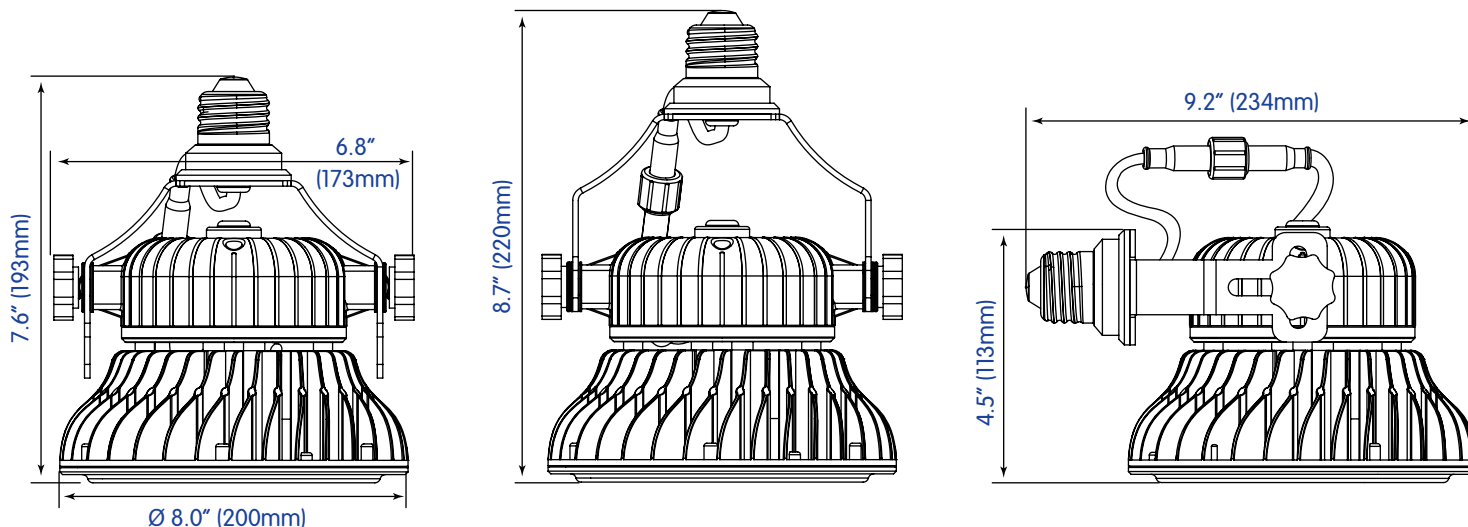
LM-80 Tested
ISTMT Tested



Safe and
Reliable

| Model No. | Watts | Lumens (lm) | Maximum Install Height | Input Line Current | Base Type | Dimensions & Weight (each) | | |
|---------------|-------|-------------|------------------------|--------------------|------------------|----------------------------|--------------|---------------|
| | | | | | | Diameter | Height | Weight |
| HL-LS-80W-E39 | 80 | 11,236 | <32 ft. (10m) | 300~652mA | E39/EX39 (Mogul) | 8" (200mm) | 7.6" (193mm) | 2.2 lb. (1kg) |

- Minimum Lamp Compartment Dimensions for Enclosed Fixtures: 18.25" x 18.25" x 17.5" (463mm x 463mm x 470mm)
- Efficacy: 144 lpw
- CRI: >80
- Beam Angle: 120°
- Max. THD (%): <20%
- Universal Input Voltage
- Power Factor: >0.9
- Protection: IP65
- Rated Life: 50~60,000 Hrs.
- Warranty: 5 Years
- 100~277V, AC 50/60 Hz.
- Ambient Working Temperature: -22~+140°F (-30~+60°C)
- CCT: 5000°K~5500°K for greater visibility. Products with (CCT) 2700°-6500°K are available as "Special Orders" only.
- Dimmable models available as "Special Orders" only.



Ideal for high-quality illumination in:

- High Ceilings
- Studio Lighting
- Track Lighting
- Stage Lighting
- Parking Garage Lights
- Down Lights
- Accent Lighting
- Low & High Bay Lighting
- Canopy Lights
- Barn Lights
- Site Lighting
- Spot Lighting
- Pendant Lights
- Explosion-proof Fixtures
- Freezer & Cold Storage Lights
- Flood Lighting
- Decorative Lighting
- Driveway & Walkway Lighting

Installation: HyLite LED Lamps are designed to work off 100V to 277V, AC. Ballast (if equipped) **MUST** be bypassed or removed from the fixture before installing the lamp. Eliminating the Ballast saves additional costs related to maintenance, energy consumption and performance. By-passing Ballast will also ensure that there is no EMI/RF interference.

The installer **MUST** ensure and verify that **NO** part of the installed LED Lamp should touch the Fixture Housing or Components.

Failure to follow these instructions will result in a damaged product and will **VOID** Warranty. It could also result in an Electric Shock, or Fire.

Warning - Risk of Fire or Electric Shock

- Disable all power to the Lamp before inspection, installation, or removal. Failure to do so will create a hazardous and fatal working environment.
- Suitable for use in Dry, Damp and Wet Locations. Lamp must be installed in accordance with National, State, and/or Local Electrical Codes. Do Not Open – No User Serviceable Parts Inside.
- Operate in fixtures that provide the free flow of air around the lamp heat sink. In enclosed fixtures, ensure the lamp has enough space for heat dissipation. This will ensure lumen maintenance and extend its working life. When products are used in outdoor fixtures, ensure the space is waterproof and well ventilated.
- Not for use on a Dimmer or Remote Controls. This Lamp must be controlled only by either a Switch or an Electronic Photosensor. Do not use a Mechanical Sensor.
- Not intended for use with Emergency Exit Fixtures or Emergency Exit Lights.
- Caution: When Installing Lamps in Corrosive Environments, HyLite suggests that a High-Temperature, Moisture-Resistant, Silicone Grease or Sealant be used to protect the metal-threaded base of the LED Lamp to prevent Water and/or Moisture Incursion that can lead to premature degradation of the Lamp base and eventual Lamp failure. This is especially recommended for LED lamp installations near saltwater bodies.
- Installing Surge/Lightning Protectors is highly recommended and helps to eliminate premature Driver failure caused by Surges and Power Fluctuations.