

LED Flat Panel

1'x4', 2'x2' & 2'x4'



Our Easy Install LED Flat Panel Helps Reduce Energy Use & Maintenance Costs.

Our new thin LED Flat Panels utilize the latest technology. This means even, glare-free illumination, a 100,000-hour rated life, a 10 year warranty and a reduced heat load. Available in up to 125 lumens per watt, the Litetronics LED Flat Panel is among the most efficient in the industry.

The thin lighting surface, steel backing and aluminum assembly frame serve as a powerful heat sink. Hot spots are minimized. HVAC costs reduced and occupant comfort increased. The low overall height of the panel and driver means the product is also well suited for compact spaces and insulated ceilings.

Our LED Flat Panel offers superior ease of install. The removable driver combines an easy access splice box and convenient knock-outs so you can easily complete your wiring separate of your LED Flat Panel install. You can snap the pre-wired driver into position on the Flat Panel via a docking connector that requires no additional tools.

Available in 2'x4', 2'x2' and 1'x4' sizes and a range of color temperatures, our Flat Panel fixtures offer extreme cost savings. Additional mounting accessories provide the option to use your LED Flat Panel fixture for suspended as well as surface mount installations

Benefits

- DLC listed
- Removable driver for easy installation wiring
- Limited 10-year warranty
- Suitable for damp locations
- 0-10V dimming
- Universal 120-277V
- Emergency battery backup options
- Bug free

Markets

- Hospitality
- Healthcare
- Offices
- Warehouse
- Retail
- Schools

Applications

- Drop Ceilings
- Surface Mount*
- Suspended Mount*

LITETRONICS®

6969 W. 73rd St.
Bedford Park, IL 60638
www.Litetronics.com

* with accessories

LED Flat Panel

1'x4', 2'x2' & 2'x4'

Technical Product Information

Average Rated Life: 100,000H

CRI: 80

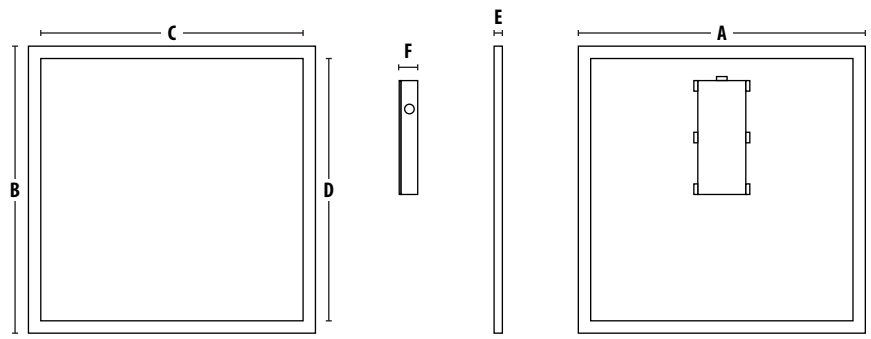
Power Factor: ≥0.95

Weight: 1x4 = 8 lbs. | 2x2 = 8 lbs. | 2x4 = 16 lbs.

Beam Angle: 110°

Operating Temp.: -4°F to 113°F

Dimming: 0-10V



Sizing

PART	A	B	C	D	E	F
1' x 4'	11.85"	47.5"	9.88"	45.53"	.44"	1.38"
2' x 2'	23.75"	23.75"	21.78"	21.78"	.44"	1.38"
2' x 4'	23.75"	47.5"	21.78"	45.53"	.44"	1.38"

Part Number Matrix

XX (product family)	XX (wattage)	X (voltage)	XX (shape)	XX (color temperature)	XX (dimming)	X
FP = LED Flat Panel	030 = 30 watts 040 = 40 watts 050 = 50 watts	U = 120-277V	F1 = 1'x4' F2 = 2'x2' F4 = 2'x4'	35 = 3500K 40 = 4000K 50 = 5000K	DL = 0-10V Dimming	Blank = Standard P = Premium

DLC Premium Product Specifications

TYPE	WATTS	DESCRIPTION	ORDERING CODE	CCT (K)	LUMINAIRE LUMENS
1' X 4'	30	30W WHT LED FLAT PANEL 1X4 PRE 120-277V 3500K 0-10V DIM	FP030UF135DLP	3500	3750
		30W WHT LED FLAT PANEL 1X4 PRE 120-277V 4000K 0-10V DIM	FP030UF140DLP	4000	
		30W WHT LED FLAT PANEL 1X4 PRE 120-277V 5000K 0-10V DIM	FP030UF150DLP	5000	
2' X 2'	30	30W WHT LED FLAT PANEL 2X2 PRE 120-277V 3500K 0-10V DIM	FP030UF235DLP	3500	3750
		30W WHT LED FLAT PANEL 2X2 PRE 120-277V 4000K 0-10V DIM	FP030UF240DLP	4000	
		30W WHT LED FLAT PANEL 2X2 PRE 120-277V 5000K 0-10V DIM	FP030UF250DLP	5000	
2' X 4'	40	40W WHT LED FLAT PANEL 2X4 PRE 120-277V 3500K 0-10V DIM	FP040UF435DLP	3500	5000
		40W WHT LED FLAT PANEL 2X4 PRE 120-277V 4000K 0-10V DIM	FP040UF440DLP	4000	
		40W WHT LED FLAT PANEL 2X4 PRE 120-277V 5000K 0-10V DIM	FP040UF450DLP	5000	

DLC Standard Product Specifications

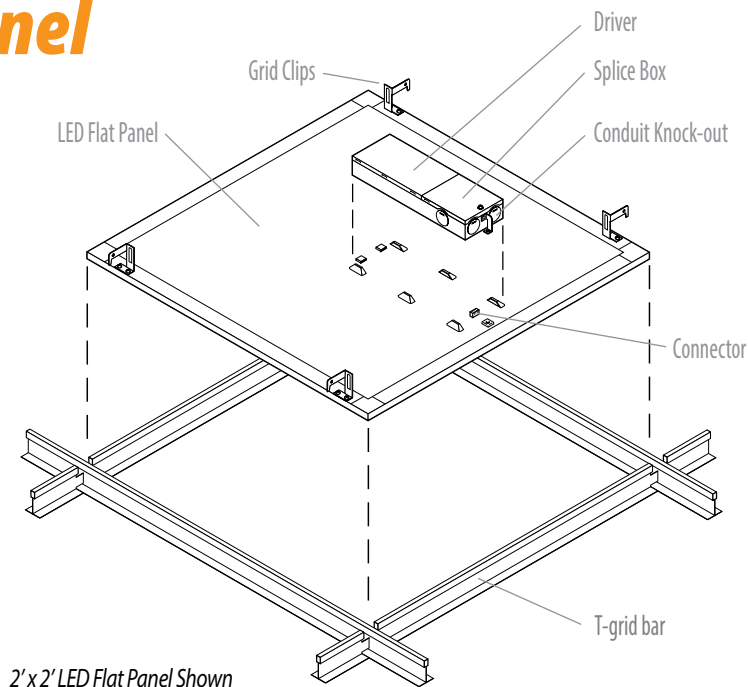
TYPE	WATTS	DESCRIPTION	ORDERING CODE	CCT (K)	LUMINAIRE LUMENS
1' X 4'	30	30W WHT LED FLAT PANEL 1X4 120-277V 3500K 0-10V DIM	FP030UF135DL	3500	3000
		30W WHT LED FLAT PANEL 1X4 120-277V 4000K 0-10V DIM	FP030UF140DL	4000	
		30W WHT LED FLAT PANEL 1X4 120-277V 5000K 0-10V DIM	FP030UF150DL	5000	
2' X 2'	30	30W WHT LED FLAT PANEL 2X2 120-277V 3500K 0-10V DIM	FP030UF235DL	3500	3000
		30W WHT LED FLAT PANEL 2X2 120-277V 4000K 0-10V DIM	FP030UF240DL	4000	
		30W WHT LED FLAT PANEL 2X2 120-277V 5000K 0-10V DIM	FP030UF250DL	5000	
	40	40W WHT LED FLAT PANEL 2X2 120-277V 3500K 0-10V DIM	FP040UF235DL	3500	4000
		40W WHT LED FLAT PANEL 2X2 120-277V 4000K 0-10V DIM	FP040UF240DL	4000	
		40W WHT LED FLAT PANEL 2X2 120-277V 5000K 0-10V DIM	FP040UF250DL	5000	
2' X 4'	50	50W WHT LED FLAT PANEL 2X4 120-277V 3500K 0-10V DIM	FP050UF435DL	3500	5000
		50W WHT LED FLAT PANEL 2X4 120-277V 4000K 0-10V DIM	FP050UF440DL	4000	
		50W WHT LED FLAT PANEL 2X4 120-277V 5000K 0-10V DIM	FP050UF450DL	5000	



LED Flat Panel

1'x4', 2'x2' & 2'x4'

Product Overview



What's included in the box with LED Flat Panel:

Installation Instructions • (1) LED Flat Panel • (1) Driver with Splice Box • (3) Wire Nuts

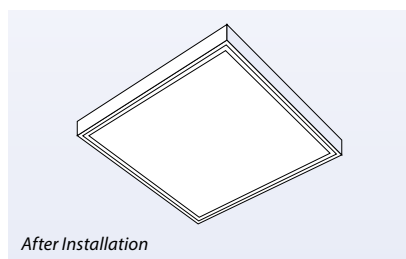
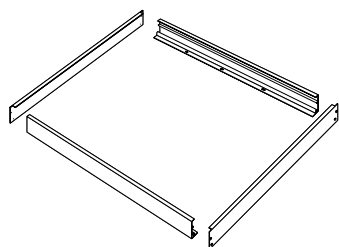
Special Features for Easy Install:



Integrated Grid Clips bend up and out. Then, when lowered into the ceiling, they catch on T-grid bar, for added support.

Driver easily snaps into place with the help of tabs and guides.

Surface Mount Accessories (2'x2' Shown):



Height/Depth of kit: 2.5"

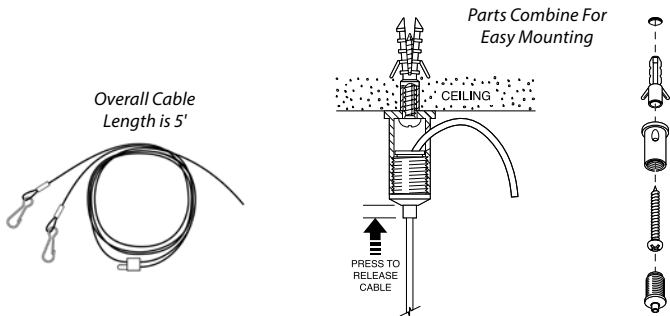
DESCRIPTION	ORDERING CODE	QTY/CASE	ACCESSORY USE
2X4 SURFACE MOUNT KIT	FPAM204	6	Used to mount 2x4 Flat Panels to ceiling surfaces
2X2 SURFACE MOUNT KIT	FPAM202	6	Used to mount 2x2 Flat Panels to ceiling surfaces
1X4 SURFACE MOUNT KIT	FPAM201	6	Used to mount 1x4 Flat Panels to ceiling surfaces



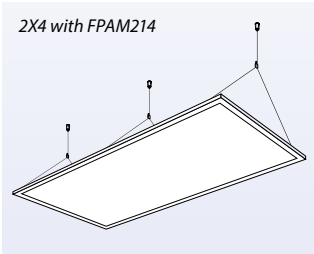
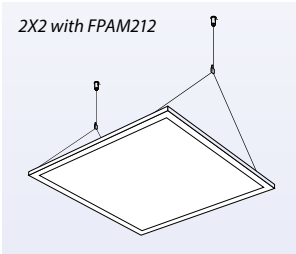
LED Flat Panel

1'x4', 2'x2' & 2'x4'

Suspended Mount Accessories:



After Installation



WEIGHT RATING	DESCRIPTION	ORDERING CODE	QTY/ CASE	ACCESSORY USE
25 LBS	2X4 SUSPENSION MOUNT KIT	FPAM214	24	Suspend 2x4 Flat Panels from ceiling
25 LBS	SUSPENSION MOUNT KIT FOR 1X4 AND 2X2	FPAM212	24	Suspend 1x4 and 2x2 Flat Panels from ceiling.

Maximum & Minimum Height from Ceiling

PART	MAX. HEIGHT	MIN. HEIGHT
1' x 4'	4.8'	0.86'
2' x 2'	4.45'	0.86'
2' x 4'	4.45'	0.86'

